
An Analysis on the Effects of Unemployment on Rural Youth in the Sahel: A Case Study of Rural Areas of Madaoua in the Region of Tahoua, Niger

Dr. Issoufou Oumarou

Faculté de Droit d'Economie et de Gestion (FADEG), Département d'Economie et de Gestion, Université de Tahoua PB 255 Tahoua, NIGER

Corresponding Author: Dr. Issoufou Oumarou, E-mail: oumar1911@yahoo.com

ARTICLE INFO

Received: July 25, 2019

Accepted: August 20, 2019

Published: September 30, 2019

Volume: 1

Issue: 5

KEYWORDS

Youth unemployment, rural development, labor market, Madaoua, Niger, Sahel

ABSTRACT

In recent years, young people in nearly every country in the Sahel, experience bad labor market outcomes. In Niger, 5, 9 million people are active, of which 6% are unemployed and 26% are underemployed (INS, 2017). Agriculture alone accounts for 75.6% of the active population. 6.3 % of this population has independent business and 4.3% is in livestock, fishing or hunting. Artisans and industrial workers as well as state officials make up a significant proportion. The age group of 15 to 29 years is the most affected by unemployment with a rate of 23.7% (INS, 2017). Furthermore, about 1.5 million young people aged between 13 and 19 are out of the education system (INS, 2017). Unemployment among rural young people in the Sahel particularly in Niger has been a serious cause for concern as the lack of employment opportunities and career choices make easy their participation in criminal activities and their enrollment in terrorist. Additional personal and social costs associated with unemployment include poverty, debt, homelessness and housing stress, family tensions and breakdown, boredom, alienation, shame and stigma, increased social isolation, crime, erosion of confidence and self-esteem. The general objectives of this study are to measure the extent of some of the personal and social costs associated with unemployment in the rural area of Madaoua in the region of Tahoua, Republic of Niger and to test the willingness of the companies and Non Government Organization (NGO) to recruit in rural area when the qualifications exist. The article used multi-stage sampling technique. At the 1st stage, one rural district was selected randomly from the rural town of the department of Madaoua. At the 2nd stage, two villages were selected from the selected rural district using simple random sampling technique. At the final stage, 120 respondents consisting of 60 from each village were surveyed. Another survey was conducted toward potential employers. The study revealed the existent of socio-economic and psychological impacts on unemployed rural young people. The study also showed that the personal and social costs associated with unemployment are reduced by better economic status of the unemployed person's family. Finally, the study pointed out that the low level of work-related competences held by young people in rural area played a significant role on youth unemployment in rural area.

1. INTRODUCTION

In recent years, young people in nearly every country in the Sahel, experience bad labor market outcomes. In Niger, 5, 9 million people are active, of which 6% are unemployed and 26% are underemployed (INS, 2017). Agriculture alone accounts for 75.6% of the active population. 6.3 % of this population has independent business and 4.3% is in livestock, fishing or hunting. Artisans and industrial workers as well as state officials make up a significant proportion. The age group of 15 to 29 years is the most affected by unemployment with a rate of 23.7% (INS, 2017). Furthermore, about 1.5 million young people aged between 13 and 19 are out of the education system (INS, 2017). Several factors explain this unemployment situation. We have among others: the

very strong demographic growth in Niger, the mismatch between the trainings received and the real needs of the companies and the weakness of the economic activities. Dealing with young unemployment situation the Government of Niger through the National Agency for the Promotion of Employment established some programs to support young people and women in their quest for professional integration through activities such as: introductory work experience courses for graduates and vocational higher education students looking for a first job; professional reconversion and Business development program to promote entrepreneurship among young people. Unemployment among rural young people in the Sahel particularly in Niger has been a serious cause for concern as the lack of employment opportunities and career choices make easy their participation in criminal activities and their enrollment in terrorist groups such as Boko haram. Other personal and social costs associated with unemployment include poverty, debt, homelessness and housing stress, family tensions and breakdown, boredom, alienation, shame and stigma, increased social isolation, crime, erosion of confidence and self-esteem.

In this paper, persons classified as unemployed are persons that do not have a job, that are actively looking for work and are currently available for work. Persons who are not working and are waiting to be recalled to a job from which they had been temporarily laid off are also included as unemployed. The general objectives of this study are to measure the extent of some of the personal and social costs associated with unemployment in the rural area of Madaoua in the region of Tahoua, Republic of Niger and to test the willingness of the companies and Non Government Organization (NGO) to recruit in rural area when the qualifications exist. In order to reach the above mentioned objectives, the article used multi-stage sampling technique. At the 1st stage, one rural district was selected randomly from the rural town of the department of Madaoua. At the 2nd stage, two villages were selected from the selected rural district using simple random sampling technique. At the final stage, 120 respondents consisting of 60 from each village were surveyed. Another survey was conducted toward potential employer mainly companies and Non Government Organization (NGO) that operate in the area of study. The data were collected through formal interviews of the respondents. Descriptive statistics and chi-square criteria were applied for data analysis.

2. LITERATURE REVIEW

Unemployment affects young people from all educational backgrounds, from urban area and rural area. Depending on the family socio economic status, some young people are more affected by the situation of unemployment than others. While youth unemployment has been well researched, the majority of studies have focused on those living in urban areas. Although many of the problems associated with unemployment faced by urban youth are also valid for those living in rural areas. Furthermore, rural youth face additional set of barriers which are associated to their spatial isolation and to the narrow range of opportunities which are available. Jackson and Crooks (1993) used focus group methodology to investigate the attitudes, aspirations and expectations of long-term unemployed Australians; their experience of unemployment; and their assessment of the value of existing or potential programs, services and approaches. Gilley (1993) in his book argues that family with unemployed parents reported more serious health problems of young children; more serious problems for themselves, more serious disagreements with the partner, more serious financial problems and more serious problems with housing compared with families who had employed parents. Winkelmann (1999) used panel data techniques on data covering sixteen regions of New Zealand over the period 1984 to 1996 to examine the relationship between unemployment and a range of categories of crime in New Zealand. He then used random

and fixed effects models estimation to investigate the possibility of a causal relationship between unemployment and crime. He found that there is some evidence of significant effects of unemployment on crime, both for total crime and for some subcategories of crime. McClelland (2000) in his article argue that the impacts of unemployment on families include poverty and hardship, strained relationships, poorer health and housing stress. Unemployment could also harm children's development and employment futures. Andersen (2012) in his article used binomial model to test whether the intensity of other welfare programs aimed at the unemployed affects their criminal activity, using evidence from a Danish social experiment that randomly assigned active labor market programs (ALMPs) of different levels of intensity to newly unemployed individuals. He found that the intensity of ALMPs affects the number of crimes committed by the person during spells of unemployment. He also found that unemployment generates negative stimuli from social interactions, frees the individual from the social control imposed by institutions such as workplace and the moral judgment of colleagues, and promotes idleness. Guillermo et al. (2012) in their paper study the effects of youth unemployment and informality on adult labor market outcomes in Brazil. The authors used econometric strategy based on cross-cohort differences in youth labor market experiences in order to identify these effects. They found that youth unemployment and informality have effects on later adult labor market outcomes. Goodwin et al. (2013) in their article reveal that among unemployed people, non-pecuniary factors such as job prospects, health and social relations show significant effects on individual well being along with their income. Qadar and Muhammad (2013) used univariate and bi-variate analyses on a sample size of 359 households. They used Chi-Square to test the association between independent variable (corruption) and dependent variable (unemployment). They found in their article the existence of a highly significant relationship between corruption and unemployment. They also found a significant relationship between unemployment, payment of bribe, nepotism, and favoritism, eye washing techniques, cronyism and rule of selection for a job. Onuoha (2014) in his article used surveys, interviews and focus groups to investigate why young people in Nigeria join the terrorist group Boko haram. His results suggest that poverty, unemployment, illiteracy, and weak family structures make or contribute to making young men vulnerable to radicalization. Lavrinovicha et al. (2015) in their article used methods of frequency, correlation and regression analysis to examine the impact of education on the unemployment rate and the amount of income of residents of Latvia in the period from 2002 to 2013. They found that the employment increases amongst those with higher education, and decreases amongst those with less than higher education. They found that education play a significant role in finding a job. Fatih (2016) found that youth unemployment rate is approximately three times bigger than the adult one, 4 out of every 10 unemployed persons globally are young people from the group of age 15 to 24. Mpendulo and Mang'unyi (2018) in their article used systematic random sampling and cross-sectional survey design on data consisted of 120 self-completed survey questionnaires from the studied employable young people. They used cross tabulation, correlation, chi-square data analyses to test the relationships between economic status and education. They found in their article that there is a negative correlation between economic status and education qualification, while it was positively correlated to unemployment

3. DATA AND METHODOLOGY

This study consists of unemployed youth living in rural areas of the department of Madaoua in the region of Tahoua in Niger republic. Following Khurram et al. (2013), multi-stage sampling technique was used for the

study. At the 1st stage, Bangui was selected randomly from the total five¹ rural town of the department of Madaoua. At the 2nd stage, two villages Adoua and Binaye were selected from the selected Bangui using simple random sampling technique. At the final stage, 120 respondents consisting of 60 from Adoua village and 60 from the village of Binaye, were interviewed keeping in view the population of the respective villages. A survey was also conducted toward potential employer mainly companies and Non Government Organization (NGO) that operate in the area of study. The data were collected through formal interviews of the respondents. Descriptive statistics and chi-square criteria were applied for data analysis through Eviews. In order to largely capture the effects of unemployment on rural youth, the paper tested the following four hypotheses: Hypothesis 1: Higher the age of the unemployed, higher will be the socio-economic and psychological impact of unemployment. Hypothesis 2: Higher the education of the unemployed, higher will be the socio-economic and psychological impact of unemployment. Hypothesis 3: Higher the income of the respondents' family, lower will be the socio-economic and psychological impact of unemployment. Hypothesis 4: Employer will recruit in rural area if qualification exists. Focus group discussions (FGD) were also use in the analysis of the statements. One of the advantages of focus groups is the likelihood of people discussing and comparing their actual experiences rather than simply exposing beliefs and opinions about a topic. In this respect they become a powerful complement to statistical and other research on unemployment. There are, however, limitations to the method. Focus groups are limited to verbal expression, observations are limited to the interactions in the groups and the quality of the discussion ultimately reflects the group discussion skills of the facilitator (Morgan 1988, p.17).

4. RESULTS AND DISCUSSION

4.1 Respondents profiles

Figure 1: Respondents profile according to age

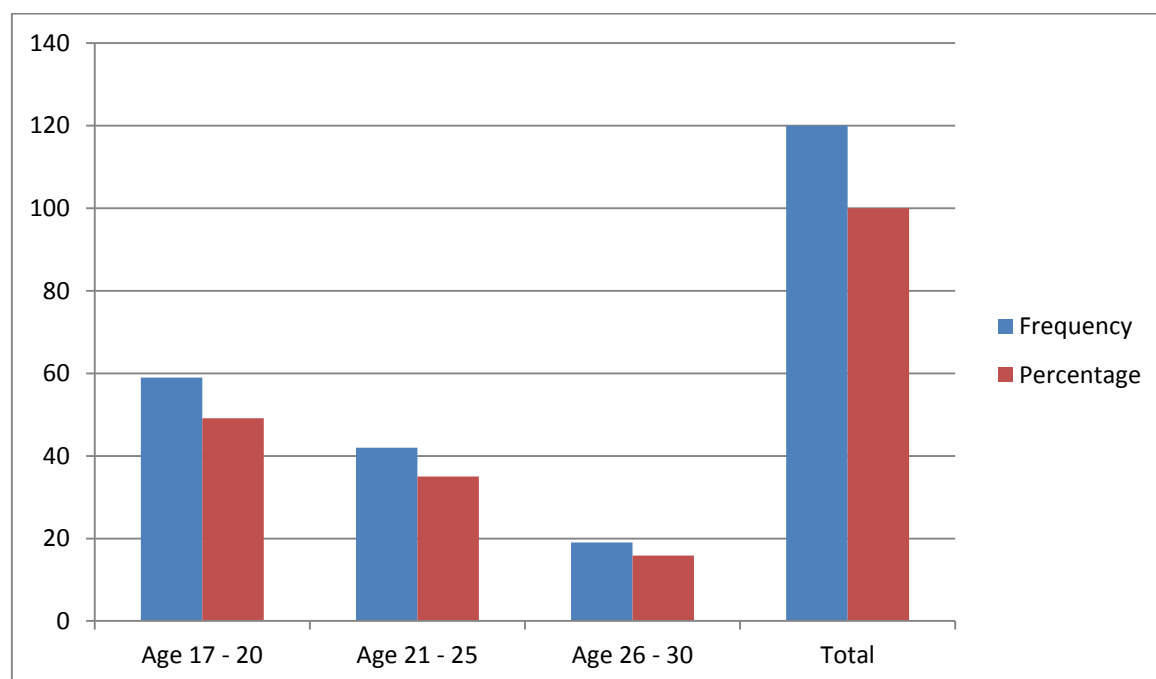


Figure 1 indicates that 49.16% of the respondent's belonged to the age group of 16 to 20 years, while 35% of the respondent's belonged to age group of 21 to 25 years and 15.84% of the respondent's belonged to age group of

¹ Azarori, Bangui, Galma Koudawatché, Ourno, Sabon Guida

26 to 30 years. Fatih (2016) found that youth unemployment rate is approximately three times bigger than the adult one, 4 out of every 10 unemployed persons globally are young people from the group of age 15 to 24.

Figure 2: Distribution of the respondents according to education level

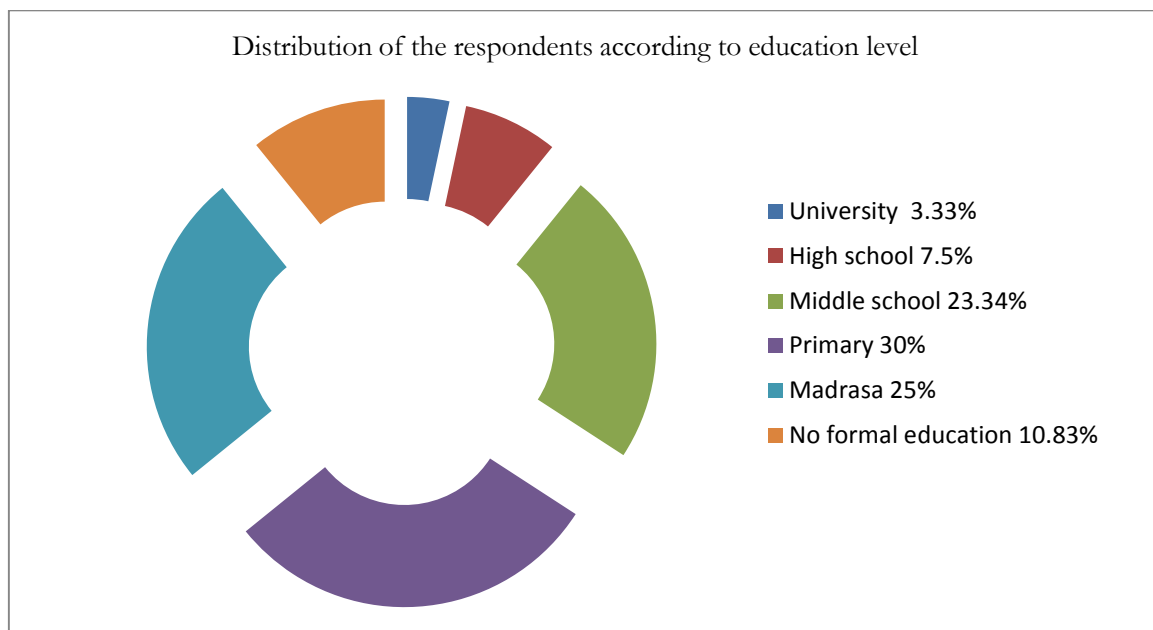


Figure 2 shows that 3.33% of the respondents have university level of education, 7.5 % respondents have high school level of education and 23.34% respondents have middle school level of education. There were 30% that have primary school level of education. About 25% of the respondents have accomplished medrasa and 10.83% of respondents have no formal education. The survey also revealed that 12% of the respondents hold a driving license. Lavrinovitcha et al. (2015) argue in their article that the employment increases amongst those with higher education, and decreases amongst those with less than higher education. They found that education play a significant role in finding a job. Pastore (2018) argues in his article that education systems that integrate more with the labor market, through apprenticeships, job placement services or direct hiring by firms seem to set up their youth for success in the labor market.

Figure 3: Distribution of the respondents according to their technical skill

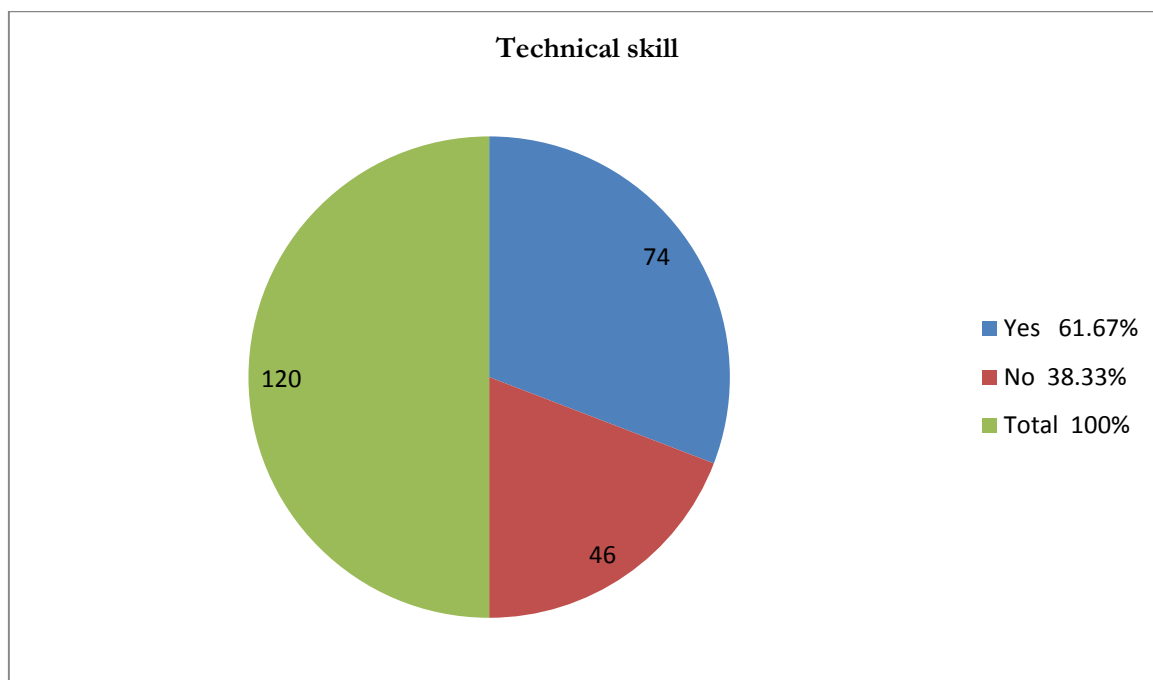


Figure 3 shows that 61.67% of the respondents have technical skill while 38.33% do not have technical skill. Pastore (2018) argues in his article that temporary work does not solve the youth disadvantage; it helps only the most skilled workers and those in need of general, not job-specific, skills. Mpendulo & Mang'unyi (2018) found in their article that there is a negative correlation between economic status and education qualification, while it was positively correlated to unemployment.

Figure 4: Distribution of the respondents according to their source of money for daily use.

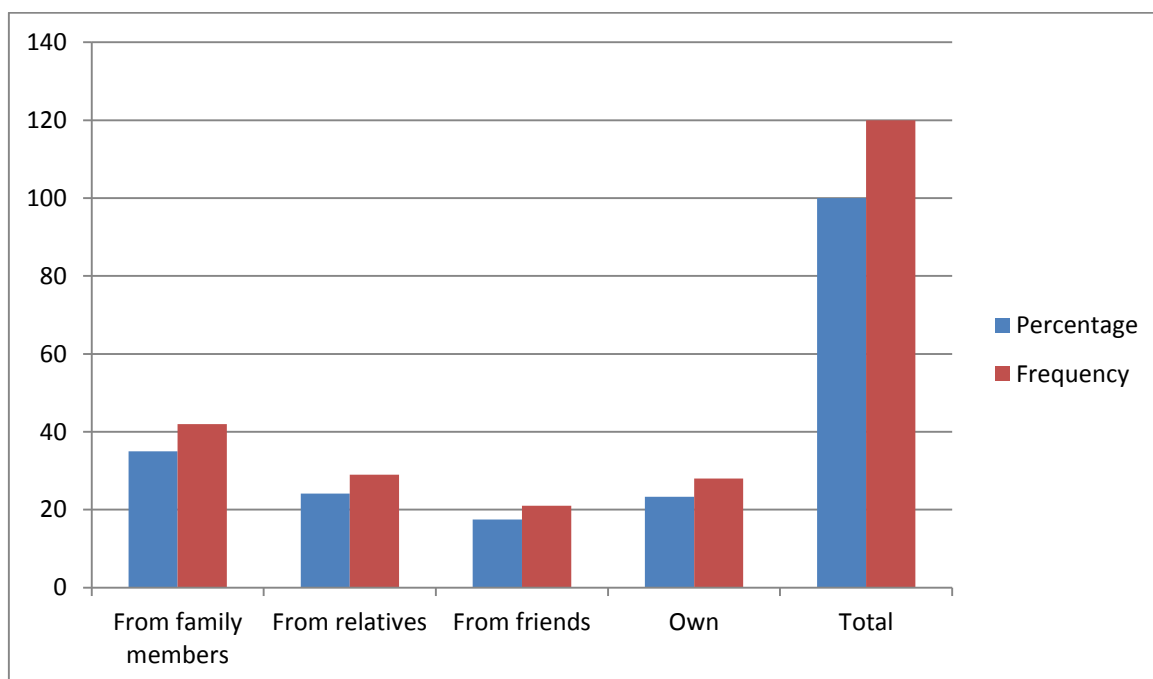


Figure 4 shows that family members are the sources of money for daily use for 37% of the respondents. 23% of the respondents got their daily use money from their relatives and 18% from friends. The remaining 22% of the respondents use their own money. Choudhury & Broman (2016) found in their article that the relationship between unemployment and family is multifaceted and multilevel.

4.2 The study results

Table 1 Distribution of the respondents according to their socio-economic impact of unemployment.

Statements	Strongly agree	Agree	Disagree	Strongly disagree	Neutral
Youth feels confident if they have some job	18.34% (22 F)	45.84% (55 F)	19.16% (23 F)	10.00% (12 F)	6.66% (8 F)
Unemployment affects badly socioeconomic status of the family	10.00% (12 F)	30.00% (36 F)	17.50% (21 F)	22.50% (27 F)	20.00% (24 F)
Unemployment affects badly rural development	30.00% (36 F)	32.50% (39 F)	17.50% (21 F)	5.00% (6 F)	15.00% (18 F)
Employed persons have higher status in society than unemployed person	4.16% (5 F)	19.16% (23 F)	43.34% (52 F)	16.67% (20 F)	16.67% (20 F)
Persistent youth unemployment in rural area creates social violence	45.83% (55 F)	37.50% (45 F)	7.50% (9 F)	3.33% (4 F)	5.84% (7 F)
Unemployment make you loose your social relations	9.17% (11 F)	17.50% (21 F)	62.50% (75 F)	4.16% (5 F)	6.67% (8 F)

*F means frequency of respondents.

Table 2 Distribution of the respondents according to their physiological impact of unemployment

Statements	Strongly agree	Agree	Disagree	Strongly disagree	Neutral
Unemployment leads to depression and anxiety	26.66% (32 F)	63.34% (76 F)	6.66% (8 F)	0.00% (0 F)	3.34% (4 F)
Unemployed persons are usually drug users	6.66% (8 F)	12.5% (15 F)	40% (48 F)	24.17% (29 F)	16.67% (20 F)
Unemployment leads to corruption	20% (24 F)	30% (36 F)	25% (30 F)	10% (12 F)	15% (18 F)
Unemployed persons often engage in criminal activities	25.84% (31 F)	26.66% (32 F)	22.50% (27 F)	10% (12 F)	15% (18 F)
Unemployed persons tend to join terrorist group	23.33% (28 F)	29.16% (35 F)	11.67% (14 F)	9.16% (11 F)	26.66% (32 F)
Unemployed persons have frequent marital problems	18.33% (22 F)	38.33% (46 F)	26.66% (32 F)	11.67% (14 F)	5% (6 F)

*F means frequency of respondents.

Youth feels confident if they have some job

Table 1 shows that a majority, that is 45.84% of the respondents agreed while 18.34% strongly agreed, 19.16% disagreed and 10% of the respondents strongly disagreed while 6.66% of the respondents were neutral about this statement. You don't live when you are unemployed, you exist' Jackson and Crooks (1993).

Unemployment affects badly socioeconomic status of the family

Table 1 shows that a majority of 30% of the respondents agreed while 10% strongly agreed. 17.50% disagreed and 22.50% of the respondents strongly disagreed while 20% of the respondents were neutral about this statement. Gilley (1993) in his article found that family with unemployed parents reported more serious health problems of young children; more serious problems for themselves, more serious disagreements with the partner, more serious financial problems and more serious problems with housing compared with families who had employed parents. McClelland (2000) in his article argues that the impacts of unemployment on families include poverty and hardship, strained relationships, poorer health and housing stress. Unemployment could also harm children's development and employment futures.

Unemployment affects badly rural development

Table 1 reveals that 32.50% of the respondents agreed while 30% strongly agreed. 17.50% disagreed and 5% of the respondents strongly disagreed while 15% of the respondents were neutral about this statement. Goodwin et al. (2013) in their article reveal that among unemployed people, non-pecuniary factors such as job prospects, health and social relations show significant effects on individual well being along with their income.

Employed persons have higher status in society than unemployed person

Table 1 reveals that 19.16% of the respondents agreed while 4.16% strongly agreed. 43.34% disagreed and 17.67% of the respondents strongly disagreed while 17.67% of the respondents were neutral about this statement. When the unemployed person compares himself with those who are employed who can fulfill their needs then the feelings of deprivations can develop in his mind.

Persistent youth unemployment in rural area creates social violence

Table 1 reveals that 37.50% of the respondents agreed while 45.83% strongly agreed. 7.50% disagreed and 3.33% of the respondents strongly disagreed while 5.84% of the respondents were neutral about this statement. Unemployed besides losing income suffers from boredom, depression, family tension, divorce, violence and tendency towards crime. According to Andersen (2012), the poverty risk induced by unemployment inclines unemployed individuals to seek alternative strategies for securing an income, including in some cases, criminal activities.

Unemployment makes you lose your social relations

Table 1 reveals that 17.50% of the respondents agreed while 9.17% strongly agreed. 62.50% disagreed and 4.16% of the respondents strongly disagreed while 6.67% of the respondents were neutral about this statement. Unemployed

person shows hesitation to present himself to others. He avoids meeting others as they ask about his job. Guillermo et al. (2012) in their article found that youth unemployment and informality have effects on later adult labor market outcomes

Unemployment leads to depression and anxiety

Table 2 indicates that 63.34% of the respondents agreed and 26.66% of the respondents strongly agreed. However, 6.66% disagreed and none of the respondents strongly disagreed about this statement. 3.34% are neutral to the statement. In our society no one gives any importance to the unemployed. Thus, the unemployed is more likely to develop feelings of worthlessness. He loses his confidence and it becomes more difficult to interact effectively with others. Joblessness might be predictable to increase anxiety and depression, and further results in low self-esteem.

Unemployed persons are usually drug users

Table 2 indicates that 12.5% of the respondents agreed with the statement “unemployed persons are usually drug users”, while 6.66% strongly agreed. Another 40% disagreed and 24.17% of the respondents strongly disagreed; 16.67% of the respondents were neutral about this statement.

Unemployment leads to corruption

Table 2 indicates that 20% of the respondents strongly agreed with the statement “unemployment leads to corruption”, while 30% agreed. Meanwhile 25% disagreed and 10% of the respondents strongly disagreed; 15% of the respondents were neutral about this statement. Qadar and Muhammad (2013) found in their article the existence of a highly significant relationship between corruption and unemployment. They also found a significant relationship between unemployment, payment of bribe, nepotism, and favoritism, eye washing techniques, cronyism and rule of selection for a job.

Unemployed persons often engage in criminal activities

Table 2 indicates that 25.84% of the respondents strongly agreed with the statement “Unemployed persons often engage in criminal activities”, while 26.66% agreed. Meanwhile 22.50% disagreed and 10% of the respondents strongly disagreed; 15% of the respondents were neutral about this statement. Unemployment also provides other motives for engaging in crime. Unemployment generates negative stimuli from social interactions, frees the individual from the social control imposed by institutions such as workplace and the moral judgment of colleagues, and promotes idleness (Andersen, 2012). Winkelmann (1999) found in his paper that there is some evidence of significant effects of unemployment on crime, both for total crime and for some subcategories of crime.

Unemployed persons tend to join terrorist group

Table 2 indicates that 23.33% of the respondents strongly agreed with the statement “Unemployed persons tend to join terrorist group”, while 29.16% agreed. Meanwhile 11.67% disagreed and 9.16% of the respondents strongly disagreed; 26.66% of the respondents were neutral about this statement. Onuoha (2014) speaking of Nigeria argues that poverty, unemployment, illiteracy, and weak family structures make or contribute to making young men

vulnerable to radicalization. Itinerant preachers capitalize on the situation by preaching an extreme version of religious teachings and conveying a narrative of the government as weak and corrupt. Armed groups such as Boko Haram can then recruit and train youth for activities ranging from errand running to suicide bombings.

Unemployed persons have frequent marital problems

Table 2 indicates that 18.33% of the respondents strongly agreed with the statement “Unemployed persons have frequent marital problems”, while 38.33% agreed. Meanwhile 26.66% disagreed and 11.67% of the respondents strongly disagreed; Only 5% of the respondents were neutral about this statement. Non-pecuniary consequences such as the loss of identity and self esteem, stress and depression also depend on the individual, family and social circumstances surrounding unemployed workers (Goodwin et al. 2013).

4.3 Hypotheses testing results

Table 3 Association between age of the respondents and their socioeconomic and psychological impact

Age of the respondents (in years)	Socio-economic and psychological impact			
	Low	Medium	High	Total
17 - 20	19 (32.20%)	14 (23.72%)	26 (44.08)	59 (100%)
21 - 25	6 (14.29%)	8 (19.04%)	28 (66.67%)	42 (100%)
26 - 30	4 (21.06%)	5 (26.31%)	10 (52.63%)	19 (100%)
Total	29 (24.28%)	27 (22.50%)	64 (53.22%)	120 (100%)

Chi-square = 23.46; d.f. = 4; Significance = 0.000**; Gamma = 0.438.

Hypothesis 1: Higher the age of the unemployed, higher will be the socio-economic and psychological impact of unemployment

Table 4 chi-square value shows a greatly important association between age of the respondents and socioeconomic and psychological impact of unemployment. The gamma value shows a strong positive association between the variables. It means high age respondents had more impact as compared to low age respondents. So the hypothesis “Higher the age o the unemployed, higher will be the socio-economic and psychological impact” is accepted.

Table 4 Education of the respondents and their socioeconomic and psychological impact.

Education of the respondents	Socio-economic and psychological impact			
	Low	Medium	High	Total
No formal education	6 (46.16%)	3 (23.07%)	4 (30.77%)	13 (100%)
Madrasa	4 (13.80)	5 (17.24%)	20 (68.96%)	29 (100%)
Up to high school level	14 (18.91%)	8 (10.81%)	52 (70.28%)	74 (100%)
University level	1 (25%)	1 (25%)	2 (50%)	4 (100%)
Total	25 (100%)	17 (100%)	78 (100%)	120 (100%)

Chi-square = 20.66, d.f. = 5, Significance = 0.002**, Gamma = 0.364.

Hypothesis 2: Higher the education of the unemployed, higher will be the socio-economic and psychological impact of unemployment

Table 5 chi-square value shows a highly significant association between education of the respondents and socioeconomic and psychological impact of unemployment. The gamma value shows a strong positive relationship between the variables. It means highly educated respondents had more impact as compared to low educated respondents. So, the hypothesis “Higher the education of the unemployed, higher will be the socio-economic and psychological impact” is accepted.

Table 5: Association between family income of the respondents and their socioeconomic and psychological impact

Family monthly income (in FCFA)	Socio-economic and psychological impact{N (%)}			
	Low	Medium	High	Total
Up to 100.000	6 (18.75%)	3 (9.38%)	23 (71.87)	32 (100%)
100.005 to 120.000	6 (16.67%)	4 (11.11%)	26 (72.22%)	36 (100%)
120.005 to 150.000	4 (13.33%)	5 (16.67%)	21 (70%)	30 (100%)
Above 150.000	12 (54.54%)	6 (27.27%)	4 (18.19%)	22 (100%)
Total	28 (100%)	18 (100%)	74 (100%)	120 (100%)

Chi-square = 26.53, d.f. = 5 Significance = 0.000** Gamma = 0-.339.

Hypothesis 3: Higher the income of the respondents’ family, lower will be the socio-economic and psychological impact of unemployment

Table 5 chi-square value shows a highly significant association between family income of the respondents and socioeconomic and psychological impact of unemployment. The gamma value shows a strong negative relationship between the variables. It means high income families’ respondents had less impact as compared to high income family’ respondents. So, the hypothesis “Higher the family income of the unemployed, lower will be the socio-economic and psychological impact” is accepted.

Hypothesis 4: Employer will recruit in rural area if qualification exists.

A survey is conducted toward companies and non government organizations (NGO) that operate in the study area. Seven companies and four NGO accepted to answer our questionnaires. These companies and NGO were asked if they will recruit in rural area if qualification exists. Table 3 shows that 36.36% of the responding companies and NGO² are strongly willing to recruit in rural area if qualification exists. 36.36% are willing to recruit and the remaining 27.28% are neutral about the statement. So, the hypothesis “Employer will recruit in rural area if qualification exists” is accepted.

² 100% of the responding NGO are strongly willing to recruit in rural area if qualifications exist.

5. CONCLUSION AND RECOMMENDATIONS

Unemployment among rural youth is a concern of great importance as its socio-psychological consequences lead to low moral values and enhance crime rates in the rural societies. However, the study revealed that personal and social costs associated with unemployment are reduced by better economic status of the unemployed person family. The study also pointed out that one of the reasons of youth unemployment in rural area is the low level of work-related competences held by young people. Generating these competences should become a top priority for the authorities in charge of promoting employment. The paper also recommends that:

- i. Labor markets should be more flexible to allow earlier labor market entrance.
- ii. Awareness on unemployment personal and social costs must be produced towards policy makers to pressure them to come up with policies aimed at promoting employment to rural youth.
- iii. Education should be job oriented and more opportunities should be provided to educate persons for the rural development
- iv. Steps should be taken for the development of technical education especially in rural development.
- v. Steps should be taken to ensure fair recruitment for government jobs. Political affiliation should not be a tool for ensuring a job through use of political pressure. Corruption and favoritism should be banned during the process of selection and steps should be taken for the selection on merit
- vi. Steps should be taken to provide protection for the living standards for families affected by unemployment and taking a number of actions to reduce unemployment in rural areas.

ABOUT THE AUTHOR

Dr. ISSOUFOU Oumarou has a PhD in economics (2011) from the University of International Business and Economics (UIBE). He received the 2011 Best Teaching Assistant award of the University of International Business and Economics. He was head of the Department of Economics and Management of the School of Law, Economics and Management of Université de Tahoua, Niger from 2015 - 2019. He is affiliated to the Research and Analysis Laboratory on Economic and Social Development (LARADES). He teaches Macroeconomics, International economics and Finance. His main research focus is on Foreign Direct and Portfolio Investments, Trade, African economic development and integration, including work on youth unemployment; on the impact of rural electrification, on local development and economic integration. He has published and co-authored articles on Foreign Direct Investment and Trade in WAEMU and on youth unemployment in the Sahel.

REFERENCES

- [1] Andersen, (2012). Unemployment and crime: Experimental evidence of the causal effects of intensified ALMPs on crime rates among unemployed individuals. *The Rockwool Foundation Research Unit and University Press of Southern Denmark* , 2-28.
- [2] Choudhury, M. R., & Broman, L. C. (2018). A Review of the Recent Trends in the Relationship between Unemployment and Families.
- [3] Fatih, A. (2016). Youth unemployment as a growing global threat. *Actual problems of economics* , 181-188.
- [4] Gilley, (1993). Employment of parents with young children. Melbourne: Brotherhood of St Laurence.

- [5] Guillerno, C., Ham, A., & Viollaz, M., (2012). Scarring effects of youth unemployment and informality Evidence from Brazil.
- [6] Goodwin et al. (2013) The effects of unemployment on socio economic status of the people in Jaffna district, Sri Lanka *Journal of social science and humanities* p246 – 254
- [7] INS (2017) Rapport sur l'activité économique *Institut National de Statistique*.
- [8] Jackson and Crooks (1993), Existing but not living: a research project canvassing the aspirations and views of long-term unemployed Australians, *Brotherhood of St Laurence, Melbourne*.
- [9] Lavrinovicha, I., Lavrinenko, O., & Treinovskis, T. (2015). Influence of education on unemployment rate and incomes of residents. *Social and Behavioral Sciences* , 3824 – 3831.
- [10] McClelland, (2000 Effects of Unemployment on the Family *Economic and Labour Relations Review* 11(2):198-212 · December 2000
- [11] Moushumi Roy Choudhury and Clifford L. Broman, (2016) A Review of the Recent Trends in the Relationship between Unemployment and Families
- [12] Mpendulo, G. and Mang'unyi, E. (2018) Exploring Relationships between Education Level and Unemployment. *Journal of Social Sciences*.
- [13] Mustard, (2010) How Do Labor Markets Affect Crime? New Evidence on an Old Puzzle *IZA DP No. 4856*
- [14] MORGAN, L. D. (1988) Focus groups as qualitative research. *International Educational and Professional Publisher* .
- [15] Novella and Duvivier, (2015) The relationship between unemployment duration and education: The case of school leavers in Belgium
- [16] Onuoha, (2014) Why Do Youth Join Boko Haram? *United States Institute of Peace*
- [17] Pastore, (2018). Why is youth unemployment so high and different across countries? *IZA world of labour* , 2-23.
- [18] Qadar, M., and Muhammad, N., (2013). Unemployment Is An Outcome Of Corruption. *International Journal of Advanced Research in Economics and Commerce* , 2-14.
- [19] Winkelmann and Papps, (1999). Unemployment and crime: New evidence for an old *question IZA and Centre for Economic Policy Research, London*
- [20] Young, (2017). The Dynamics of Corruption and Unemployment in a Growth Model with Heterogeneous Labour